

Gentle Leader® Calming Cap™



The Gentle Leader Calming Cap is a wonderful tool for easing your dog's anxiety in high-stress situations. The Calming Cap reduces visual stimuli and helps your dog to remain comfortable, overcome his fearfulness and increase his confidence. The single-panel sheer fabric window does not blind your dog, but simply filters his view. Try it for yourself - you'll see that while your vision is somewhat limited, you're still able to comfortably and assuredly make out shapes.

Uses for the Calming Cap

1. **Dogs that bark explosively** when visually stimulated (e.g. traveling in vehicles) are excellent candidates for the Cap. The fabric window filters the dog's vision, without completely eliminating it. Most dogs learn to settle down and go to sleep while wearing the Cap on car trips.
2. **Fearful dogs** benefit from wearing the Calming Cap in uncomfortable situations, such as the vet's office or on the groomer's table. Those shots and nail clippers will be less visible and therefore less scary!
3. **Dogs that suffer from separation anxiety** can benefit from wearing the Cap in the presence of his owner. In conjunction with a behavior modification program, wearing the Calming Cap allows the dog to get accustomed to a diminished view of his owner while still sensing that the owner is present.
4. Under the supervision of a qualified behaviorist, and as part of a comprehensive behavior modification program, the Calming Cap can be a very effective tool in working with **aggression problems**.

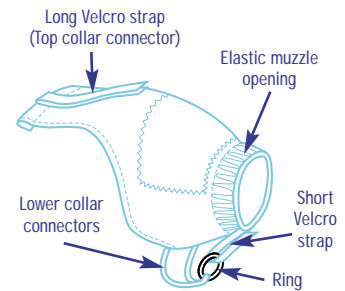
These are just a few examples for the many uses of the Calming Cap. The Cap has also been used to ease dog-dog and dog-people introductions, in desensitizing dogs to various stimuli, and in aiding nap/quiet time.

Fitting Instructions

IMPORTANT: Please be sure to read and understand all instructions before using the Calming Cap on your dog.

Familiarize Your Pet to the Calming Cap

Introduce the Cap to your dog slowly and with pleasant associations. As you begin to fit the Cap, give your dog a favorite treat. Calmly slip the Cap on while praising your dog continuously. Give a treat while the Cap is on, and then stop treats as you take the Cap back off. We recommend putting the Cap on your dog for no more than 2 or 3 minutes at a time. Do this several times to help your dog acclimate to the Cap. Discourage any attempts to paw or rub at the Calming Cap by introducing a high level of distraction such as a stuffed Busy Buddy toy, a bone or another yummy treat.



Fitting the Calming Cap

- Open the short Velcro® strap and slide the ring off. Slip the ring and lower collar connectors down between your dog's neck and his collar. (fig. 1) Firmly fasten the ring back onto the Velcro strap. (fig. 2)
- Guide the lower collar connectors directly under your dog's jaw.
- Slip the elastic portion of the Cap over your dog's muzzle. (fig. 3)
- Pull the long section of the Cap up over your dog's head to the back of his neck. Give your dog a treat while praising him. (fig. 4)
- Open the long Velcro strap and slip it under the collar at the back of the neck. (fig. 5) Firmly secure the Velcro. (fig. 6)
- The Calming Cap should fit snugly, but not tightly over your dog's face. The fabric window should be positioned over your dog's eyes.

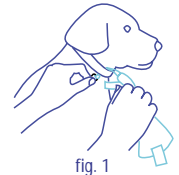


fig. 1

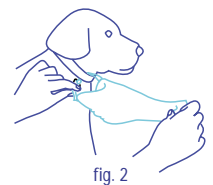


fig. 2



fig. 3

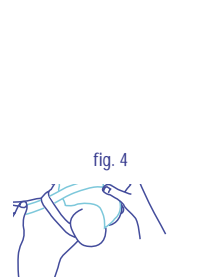


fig. 4

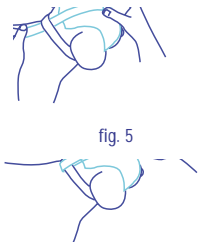


fig. 5



fig. 6

The Gentle Leader Calming Cap is designed to help reduce your dog's anxiety level in stressful situations. Sometimes, the situation may require professional support. We recommend talking with your veterinarian, behaviorist or a qualified trainer who can help you work with your dog. For more information on finding trainers who employ positive training techniques, contact the Associate of Pet Dog Trainers at 1-800-PET-DOGS or visit their website at www.apdt.com.

IMPORTANT: The Calming Cap will not be effective on all dogs.